



Govt. Engineering College, Ajmer

(An Institute of Govt. of Rajasthan)

Barliya Choraha National Highway No. 8, Ajmer - 305025

Web Site : www.ecajmer.ac.in

Email : principal@ecajmer.ac.in

☎ +91 145 2671776

Fax +91 145 2671801

No. GECA/Proc./2019/ 267

Date: 21/06/19


Office Order

Attention: All Students of Odd Semesters of B.Tech / M.Tech / MBA / MCA
Registration Schedule and Commencement of classes for Odd Semesters (session 2019-20)
are as follows:-

S.No.	Class	Last Date of Registration	Date of Registration with late fee of Rs 1000/-	Date of Commencement of Classes (as per RTU /BTU)
1	B.Tech. III Semester	17.07.2019	18.07.2019 to 24.07.2019	02.07.2019
2	B.Tech. V Semester			13.07.2019
3	B.Tech. VII Semester			02.07.2019
4	M.Tech. III Semester			02.07.2019
5	M.C.A III Semester			02.07.2019
6	M.C.A V Semester			02.07.2019
7	MBA III Semester	01.08.19	02.08.2019 to 08.08.2019	01.08.2019

Note:-

1. Registration process is online at url <http://www.ecajmer.ac.in> . Steps to be followed for registration and fee deposit are enclosed.
2. Fees order for the current semester is available on college website.
3. Registration will be considered completely after the verification of the requisite fee from the Accounts Section.
4. Cashless online transaction should be made for depositing fee through College Website Online Fee Submission.
5. Student will not be allowed to attend the classes without registration.
6. No registration shall be permitted after the last date of late fee.
7. Submit the hard copy of the Registration Form Along with Fee Receipt in the Proctor Section


Principal

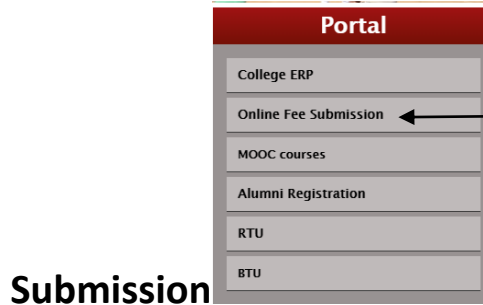
Copy to:

1. All HODs (EE/ECE/EIC/CE/CS/IT/MECH./MCA/MBA/M.Tech.)
2. P.G. / U.G. Coordinators
3. Time Table Incharge
4. Chief Coordinator Library
5. Registrar
6. D.R.Accounts
7. Web master to upload this schedule on college website
8. All Notice Boards
9. Guard File

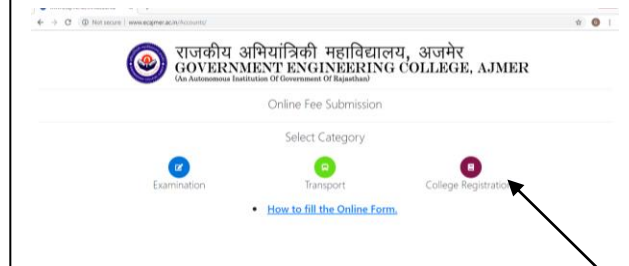

Chief Proctor

Click on www.ecajmer.ac.in

Click on **Online Fee**



Click on **College Registraions**



Click on **Registration Form**
Then Read

**Instructions for Registration Form Filling:
& Disclaimers**

I fully understand and agree with all the above mentioned statements.

"Tick the above statement in disclaimers then Click on **proceed**"

Then **Enter Your College ID:**

Password: 123456 (it is default password, it is suggested that kindly change your password after login)

➔ Now fill your Registration form and proceed for fee payment.

➔ Using your login you can download your fee receipt. For fee related Query Contact to account section. If you forgot your password then contact in Proctor Section.

Note:- Submit hard copy of the Registration Form Along with fee Receipt In the Proctor Section.

Please Contact immediately in Account Section if:

1) You are unable to login in registration portal.

2) Wrong data show in registration portal.

Before paying the fee, please ensure that your personal information is correct on registration portal. If your information is wrong then contact in account section. It is the complete responsibility of the student.